

ETC1-1T-2TR



E-Series RF 1:1 Transformer
0.1 – 200 MHz

Rev. V2

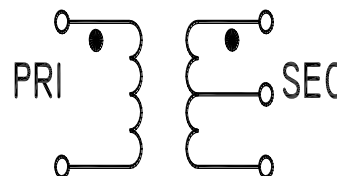
Features

- 1:1 Impedance Ratio
- Surface Mount
- Tape and reel packaging available

Description

M/A-COM's ETC1-1T-2 is a 1:1 RF transformer in a low cost, surface mount package. Typical applications include single to balanced mode conversion and impedance matching. Parts are packaged in tape & reel.

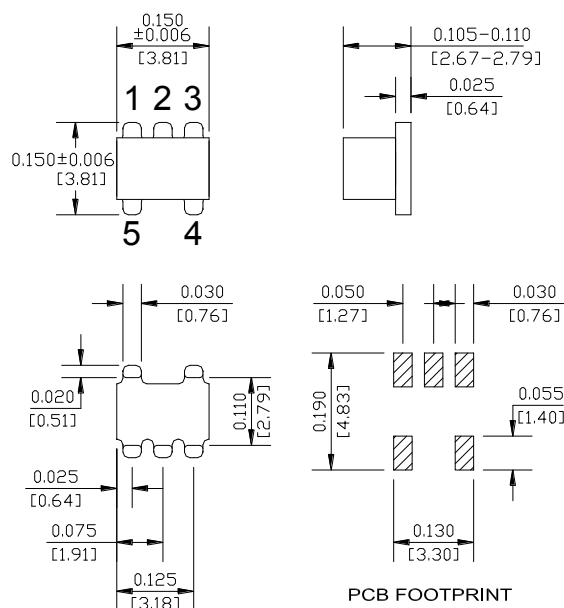
Schematic



Product Image



SM-22 package



* Dimensions are inches (millimeters) ±0.015 (0.38) unless otherwise specified.

Pin Configuration

Pin No.	Function
1	Secondary
2	Secondary CT
3	Secondary Dot
4	Primary Dot
5	Primary

Electrical Specifications: $T_A = 25^\circ\text{C}$, $Z_0 = 50\Omega$

Parameter	Test Conditions	Frequency	Units	Min	Typ	Max
RF Frequency	—	0.1 - 200	MHz	—	—	—
Insertion Loss	—	0.1 - 200	dB	—	0.3	1.5
Amplitude Imbalance	—	0.1 - 200	dB	—	—	0.5
Phase Imbalance	—	0.1 - 200	Degrees	—	—	5°

Absolute Maximum Ratings ¹

Parameter	Absolute Maximum
RF Power	250 mW
DC Current	30 mA
Operating Temperature	-40°C to +85°C
Storage Temperature	-55°C to +125°C

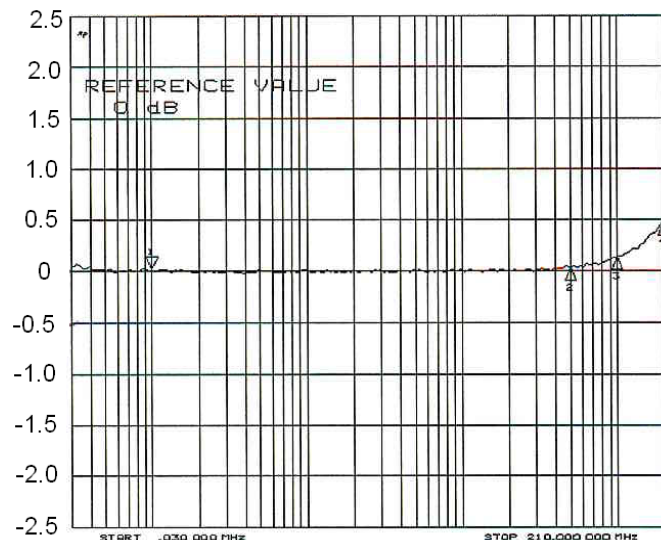
1. Operation of this device above any one of these parameters may cause permanent damage.

Typical Performance Curves

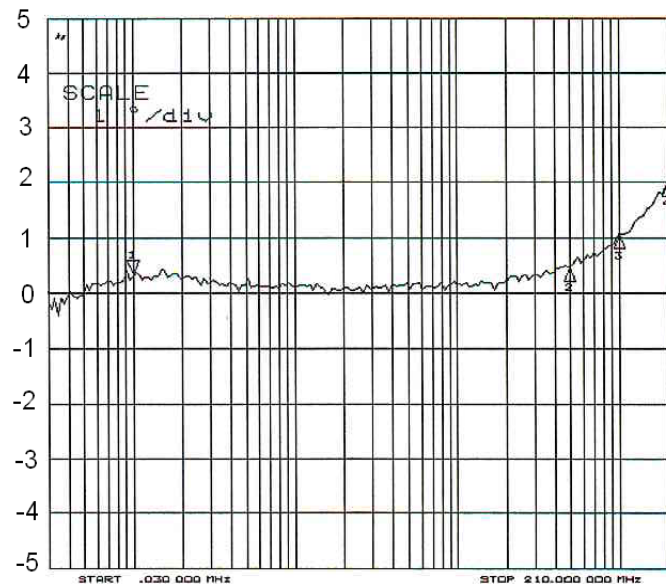
Insertion Loss



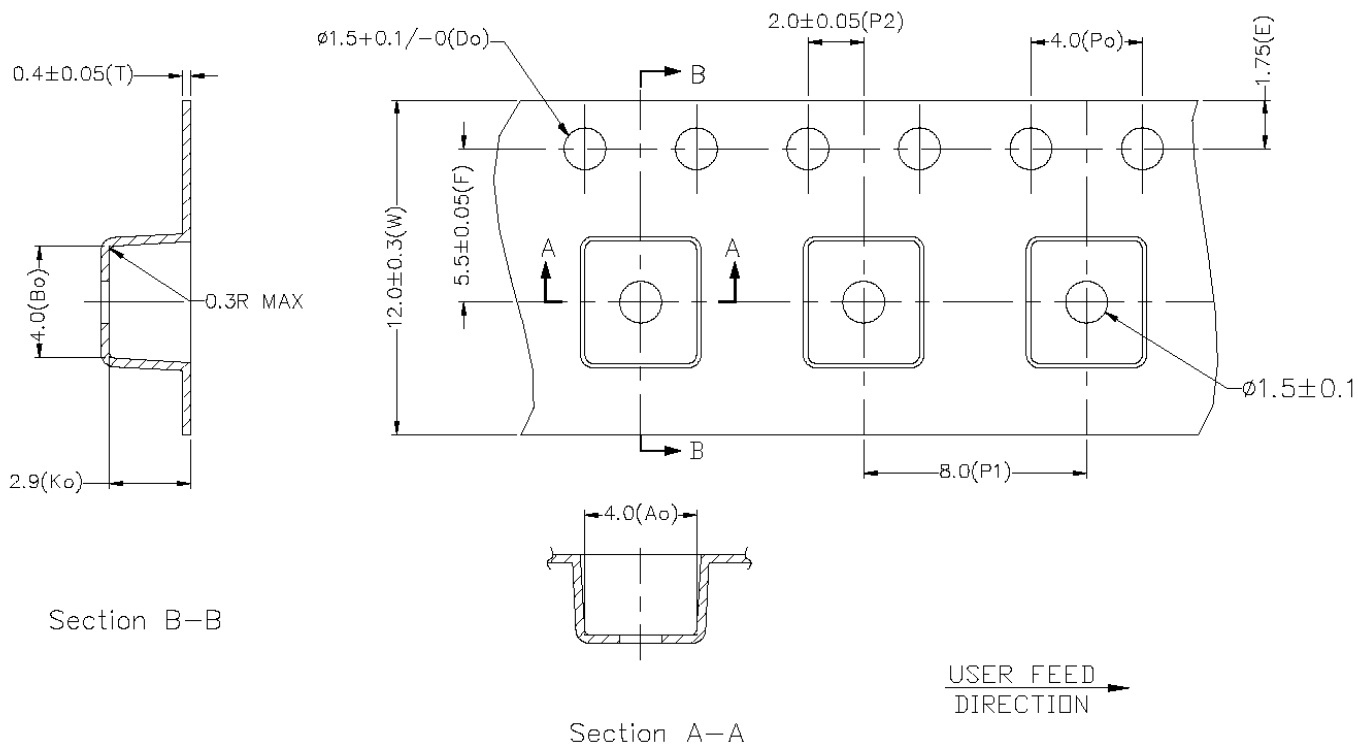
Amplitude Unbalance



Phase Unbalance



Tape & Reel Information



Item	Dimension
Ao	4.00mm +/-0.1mm
Bo	4.00mm +/-0.1mm
Ko	2.9mm +/-0.1mm
W	12.00mm +/-0.3mm
P1	8.00mm +/-0.1mm

Ordering Information

Part Number	Package
ETC1-1T-2TR	2000 piece reel

1. Reference Application Note M513 for reel size information.
2. All sample boards include 5 loose parts.

M/A-COM Technology Solutions Inc. All rights reserved.

Information in this document is provided in connection with M/A-COM Technology Solutions Inc ("MACOM") products. These materials are provided by MACOM as a service to its customers and may be used for informational purposes only. Except as provided in MACOM's Terms and Conditions of Sale for such products or in any separate agreement related to this document, MACOM assumes no liability whatsoever. MACOM assumes no responsibility for errors or omissions in these materials. MACOM may make changes to specifications and product descriptions at any time, without notice. MACOM makes no commitment to update the information and shall have no responsibility whatsoever for conflicts or incompatibilities arising from future changes to its specifications and product descriptions. No license, express or implied, by estoppel or otherwise, to any intellectual property rights is granted by this document.

THESE MATERIALS ARE PROVIDED "AS IS" WITHOUT WARRANTY OF ANY KIND, EITHER EXPRESS OR IMPLIED, RELATING TO SALE AND/OR USE OF MACOM PRODUCTS INCLUDING LIABILITY OR WARRANTIES RELATING TO FITNESS FOR A PARTICULAR PURPOSE, CONSEQUENTIAL OR INCIDENTAL DAMAGES, MERCHANTABILITY, OR INFRINGEMENT OF ANY PATENT, COPYRIGHT OR OTHER INTELLECTUAL PROPERTY RIGHT. MACOM FURTHER DOES NOT WARRANT THE ACCURACY OR COMPLETENESS OF THE INFORMATION, TEXT, GRAPHICS OR OTHER ITEMS CONTAINED WITHIN THESE MATERIALS. MACOM SHALL NOT BE LIABLE FOR ANY SPECIAL, INDIRECT, INCIDENTAL, OR CONSEQUENTIAL DAMAGES, INCLUDING WITHOUT LIMITATION, LOST REVENUES OR LOST PROFITS, WHICH MAY RESULT FROM THE USE OF THESE MATERIALS.

MACOM products are not intended for use in medical, lifesaving or life sustaining applications. MACOM customers using or selling MACOM products for use in such applications do so at their own risk and agree to fully indemnify MACOM for any damages resulting from such improper use or sale.