




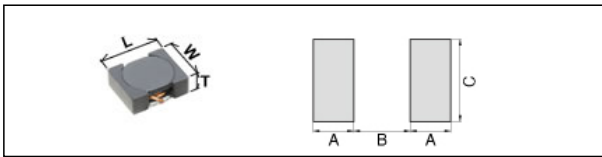


VLF403212MT-2R2M-CA

Applications	 Automotive Grade
Feature	 Wire Wound
	 Magnetic Shield
	 Ferrite Core
	 AEC-Q200
Series	VLF-M Series / VLF403212MT-CA Type
Status	PROD



Size	
Length(L)	4.00mm +/-0.20mm
Width(W)	3.20mm +/-0.20mm
Thickness(T)	1.20mm Max.
Recommended Land Pattern (A)	1.10mm Nom.
Recommended Land Pattern (B)	1.30mm Nom.
Recommended Land Pattern (C)	1.80mm Nom.

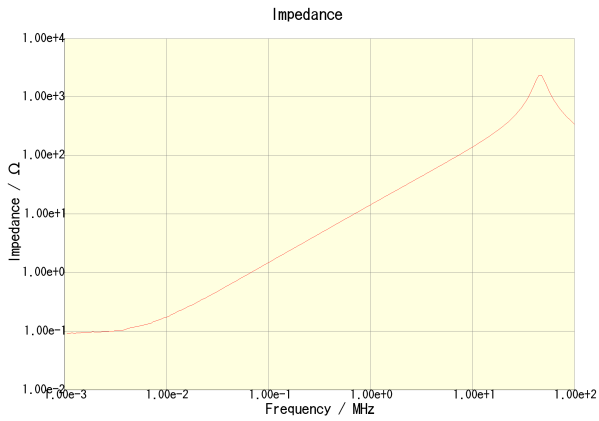
Electrical Characteristics	
Inductance	2.2uH +/-20% at 1MHz
Rated Current (L Change) [Typ.]	2.28A (30% Down)
Rated Current (L Change) [Max.]	2.05A (30% Down)
Rated Current (Temperature Rise) [Typ.]	2.48A (40degC Rise)
DC Resistance [Nom.]	54mΩ
DC Resistance [Max.]	65mΩ

Other	
Operating Temp. Range (Including Self-Temp. Rise)	-40 to 105degC
Soldering Method	Reflow
AEC Q200	Yes
Packing	Blister (Plastic)Taping [180mm Reel]
Package Quantity	1000Pcs Min.
Weight	0.059g

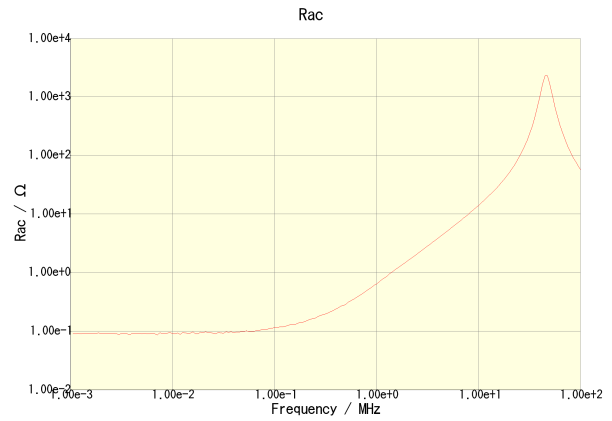
•This PDF document was created based on the data listed on the TDK Corporation website.
 •All specifications are subject to change without notice.

VLF403212MT-2R2M-CA

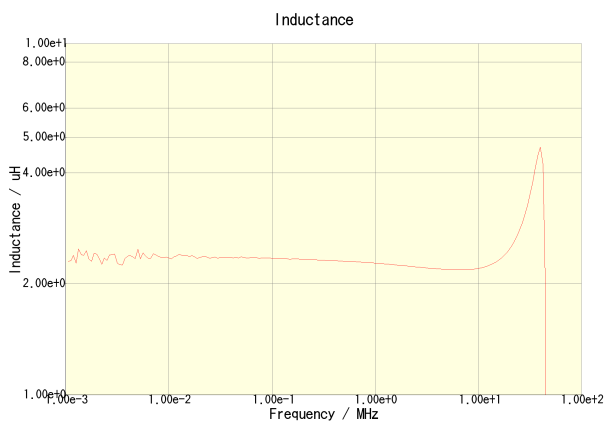
Characteristic Graphs (This is reference data, and does not guarantee the product's characteristics.)



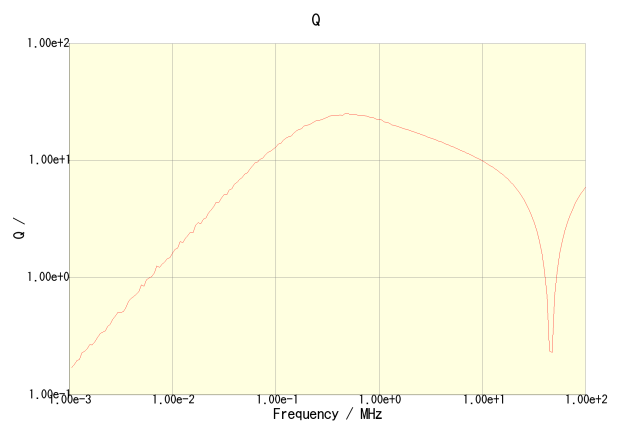
VLF403212MT-2R2M-CA



VLF403212MT-2R2M-CA



VLF403212MT-2R2M-CA

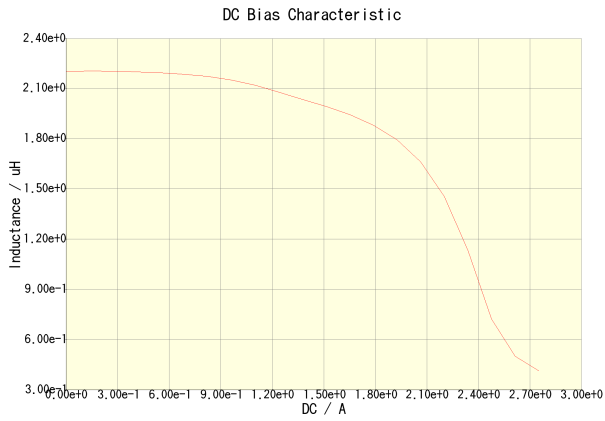


VLF403212MT-2R2M-CA

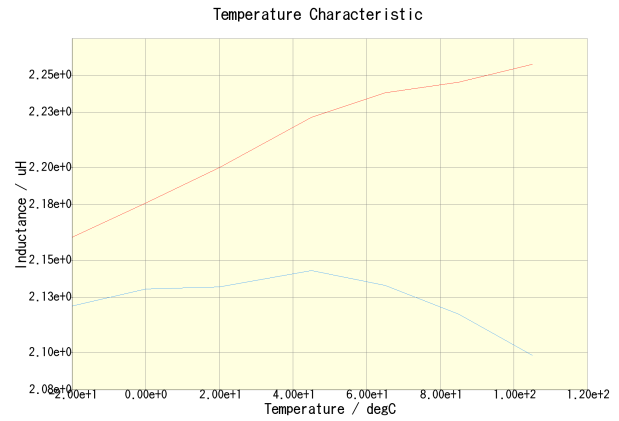
•This PDF document was created based on the data listed on the TDK Corporation website.
 •All specifications are subject to change without notice.

VLF403212MT-2R2M-CA

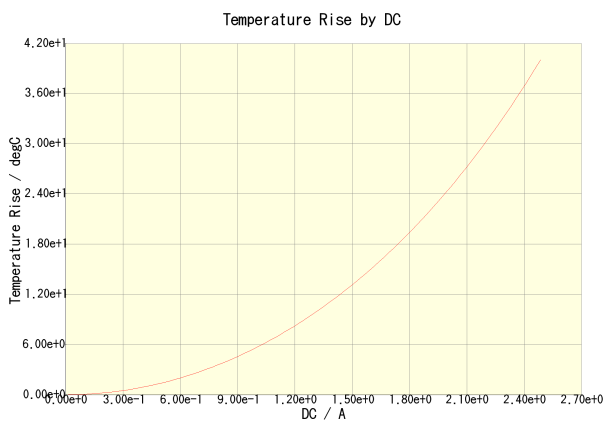
Characteristic Graphs (This is reference data, and does not guarantee the product's characteristics.)



VLF403212MT-2R2M-CA(Amb. Temp. = 20degc)



VLF403212MT-2R2M-CA(DC = 0A) VLF403212MT-2R2M-CA(DC = 1.025A)



VLF403212MT-2R2M-CA(Amb. Temp. = 20degc)

•This PDF document was created based on the data listed on the TDK Corporation website.
 •All specifications are subject to change without notice.