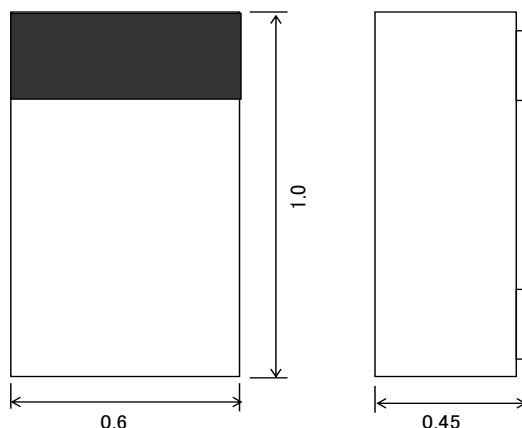
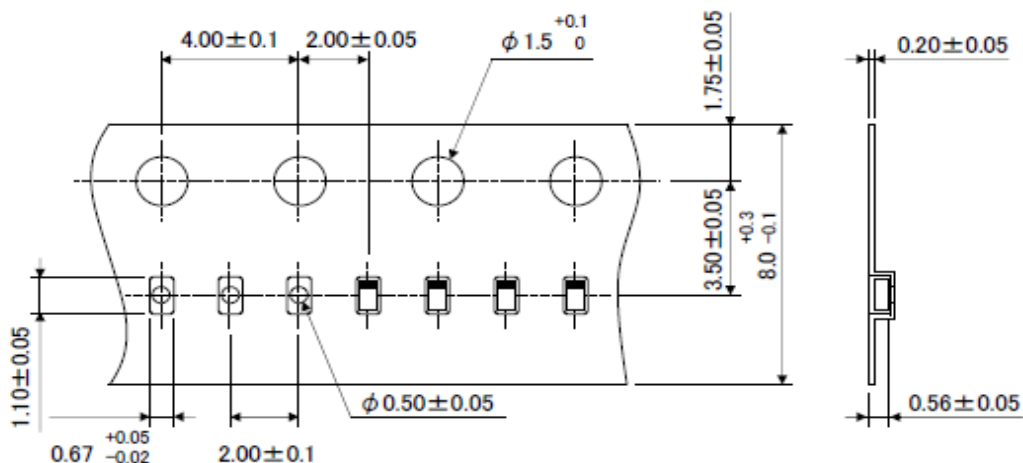


Product	Diode	Package	DFN1006-2(VML2)	Type	T2R
---------	-------	---------	-----------------	------	-----

1. Components description (Only for reference / Unit : mm)



2. Taping dimensions (Unit : mm)



3. Tape and packing specification

3-1. Direction of tape winding

Cathode mark comes to feeding hole side. The direction shall be one in a reel.

3-2. Cumulative pitch tolerance

The cumulative pitch tolerance of the mold for producing the carrier tape shall be within ± 0.2 mm per 10 pitches.

3-3. The minimum radius to bend the carrier tape

Carrier tape shall be flexible enough to protect from no component and damage under a minimum radius of 15mm. However it shall be defined only inside of carrier tape.

3-4. The material of carrier tape

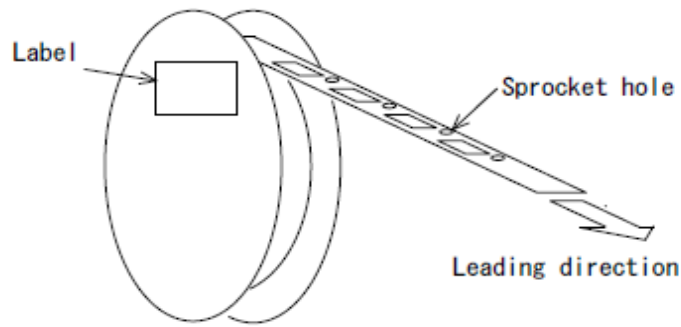
PC(polycarbonate)

3-5. Failure Rate

	Incidence	Remark
Continuous missing	0%	Except leader and trail portion
Discontinuous missing	Max.0.1%/reel	

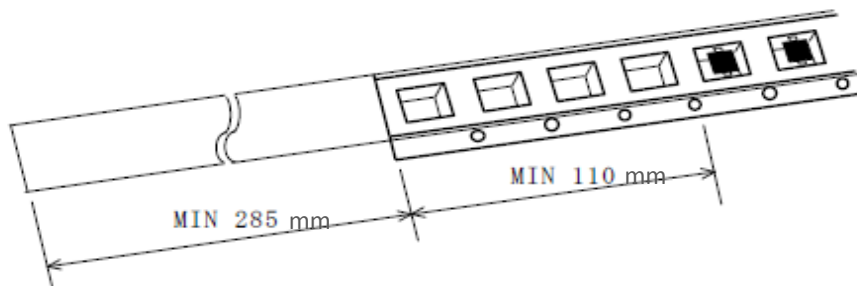
4. Reeling specification

4-1. Leading direction



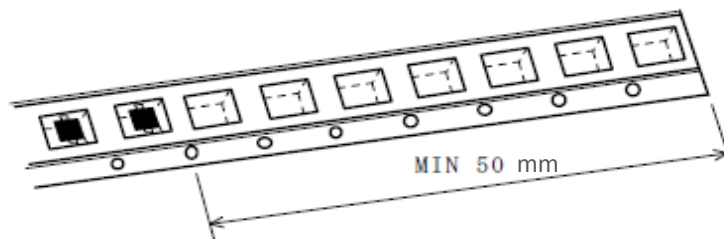
4-2. Leader

Leader tape shall be separated into two parts-an adhesive tape at first part and carrier tape without products.



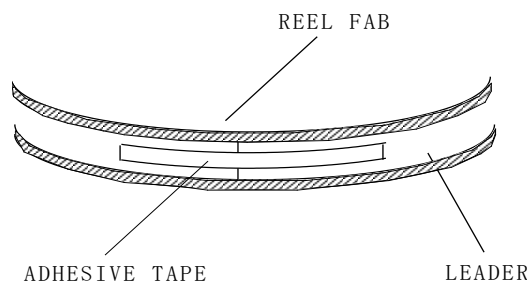
4-3. Trail

Trail tape shall remain with no product and trail tape shall not be stuck directly on a reel.



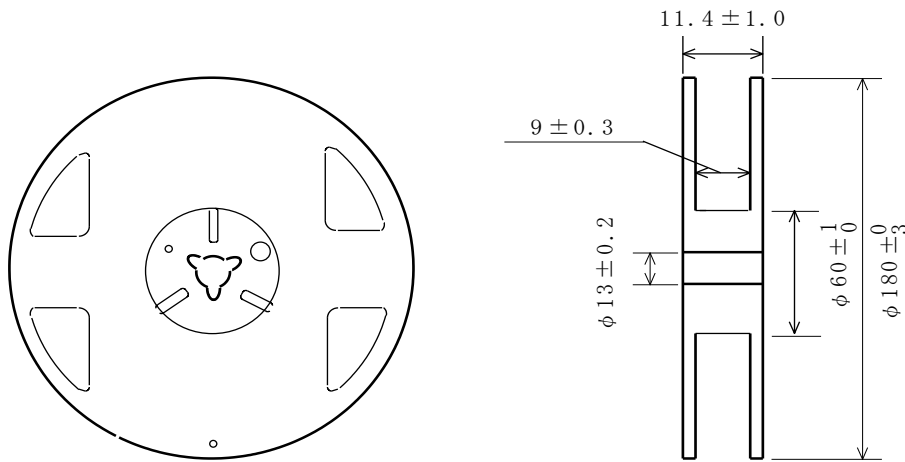
5. Treatment for end of tape

The end of leader tape shall be fixed with the white adhesive tape.

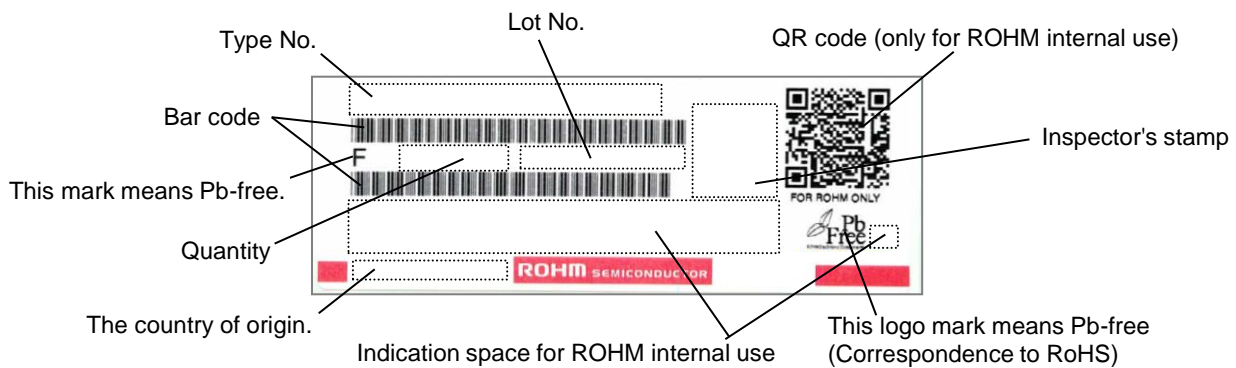


6. Quantity 8,000 pcs / reel

7. Reel dimensions (Unit : mm)



8. Marking Each reel shall be legibly marked with the following items.



9. Type Product code of taping shall be composed as indicated below.

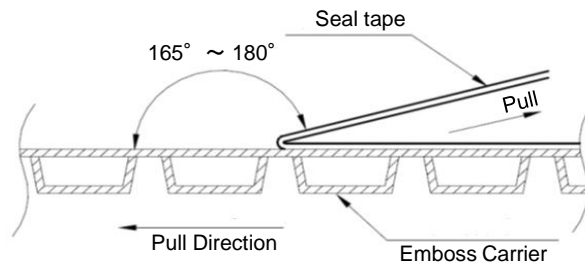
Ex. RFU01AS4S T2R
 Type code Taping code

10. Taping Peeling Strength

Peeling strength : 0.1N~0.7N (If products have stored over our recommended storage condition.)

【Test condition (Based on JIS C 0806-3)】

Pull direction at angle from 165°to 180°and pull the seal tape with the speed of 300mm/min±10mm/min.



11. Recommended storage condition

Recommended storage condition :

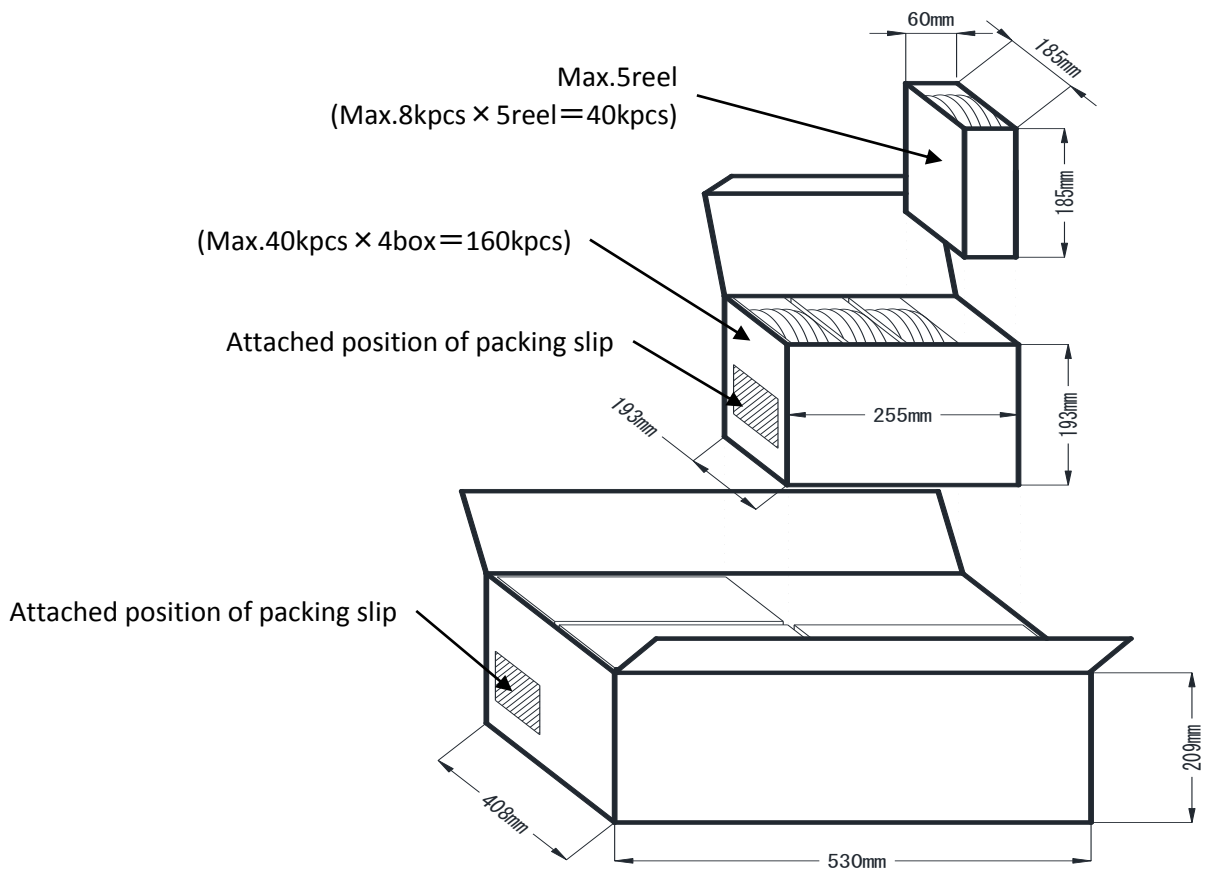
Temperature 5°C - 40°C, Humidity 30%RH - 80%RH

Recommended storage time period :

- Plated SMD products (Sn2Cu) : Five years after production

Notes) It is strongly recommended to confirm solderability before using products of which storage time is exceeding recommended storage time period.

12. Package



Notes

- 1) The information contained herein is subject to change without notice.
- 2) Before you use our Products, please contact our sales representative and verify the latest specifications :
- 3) Although ROHM is continuously working to improve product reliability and quality, semiconductors can break down and malfunction due to various factors.
Therefore, in order to prevent personal injury or fire arising from failure, please take safety measures such as complying with the derating characteristics, implementing redundant and fire prevention designs, and utilizing backups and fail-safe procedures. ROHM shall have no responsibility for any damages arising out of the use of our Products beyond the rating specified by ROHM.
- 4) Examples of application circuits, circuit constants and any other information contained herein are provided only to illustrate the standard usage and operations of the Products. The peripheral conditions must be taken into account when designing circuits for mass production.
- 5) The technical information specified herein is intended only to show the typical functions of and examples of application circuits for the Products. ROHM does not grant you, explicitly or implicitly, any license to use or exercise intellectual property or other rights held by ROHM or any other parties. ROHM shall have no responsibility whatsoever for any dispute arising out of the use of such technical information.
- 6) The Products are intended for use in general electronic equipment (i.e. AV/OA devices, communication, consumer systems, gaming/entertainment sets) as well as the applications indicated in this document.
- 7) The Products specified in this document are not designed to be radiation tolerant.
- 8) For use of our Products in applications requiring a high degree of reliability (as exemplified below), please contact and consult with a ROHM representative : transportation equipment (i.e. cars, ships, trains), primary communication equipment, traffic lights, fire/crime prevention, safety equipment, medical systems, servers, solar cells, and power transmission systems.
- 9) Do not use our Products in applications requiring extremely high reliability, such as aerospace equipment, nuclear power control systems, and submarine repeaters.
- 10) ROHM shall have no responsibility for any damages or injury arising from non-compliance with the recommended usage conditions and specifications contained herein.
- 11) ROHM has used reasonable care to ensure the accuracy of the information contained in this document. However, ROHM does not warrant that such information is error-free, and ROHM shall have no responsibility for any damages arising from any inaccuracy or misprint of such information.
- 12) Please use the Products in accordance with any applicable environmental laws and regulations, such as the RoHS Directive. For more details, including RoHS compatibility, please contact a ROHM sales office. ROHM shall have no responsibility for any damages or losses resulting from non-compliance with any applicable laws or regulations.
- 13) When providing our Products and technologies contained in this document to other countries, you must abide by the procedures and provisions stipulated in all applicable export laws and regulations, including without limitation the US Export Administration Regulations and the Foreign Exchange and Foreign Trade Act.
- 14) This document, in part or in whole, may not be reprinted or reproduced without prior consent of ROHM.



Thank you for your accessing to ROHM product informations.
More detail product informations and catalogs are available, please contact us.

ROHM Customer Support System

<http://www.rohm.com/contact/>