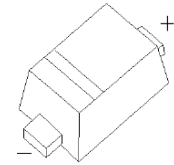


Features

- Low reverse current
- Fast switching speed



SOD-523



Schematic Diagram

Absolute Maximum Ratings

(T_A=25°C unless otherwise noted)

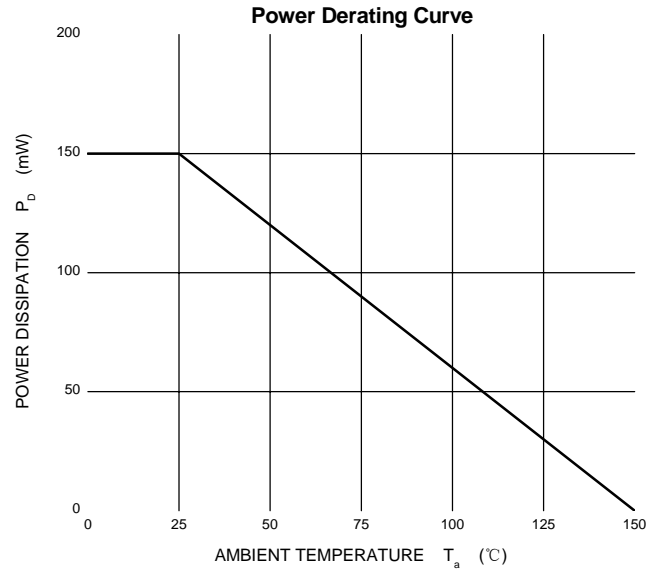
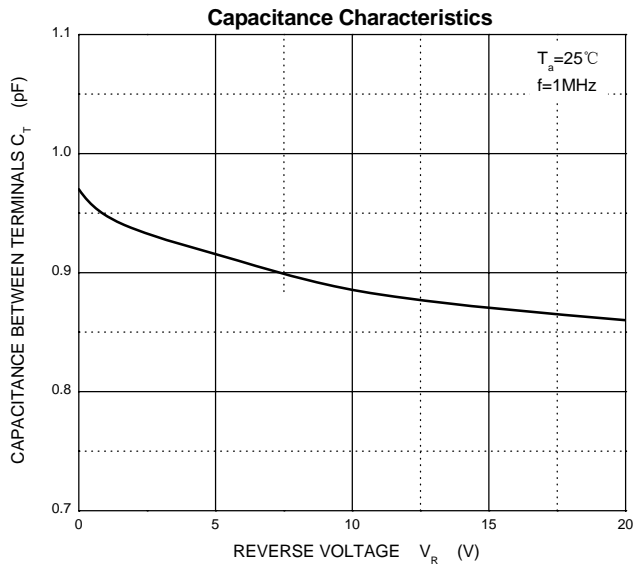
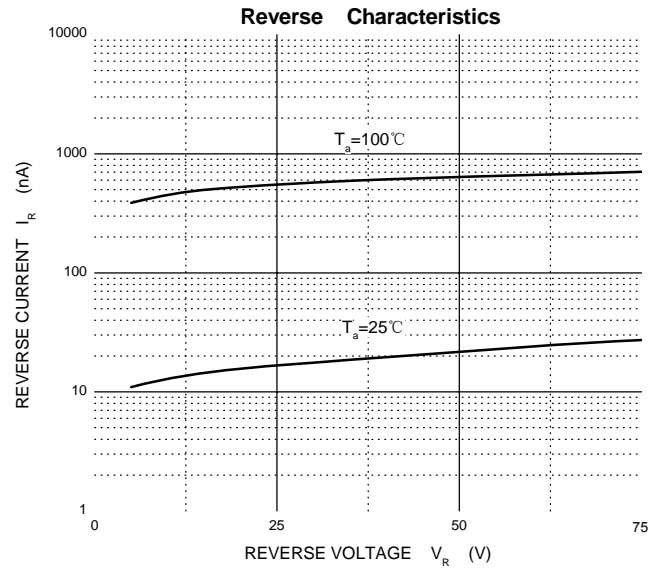
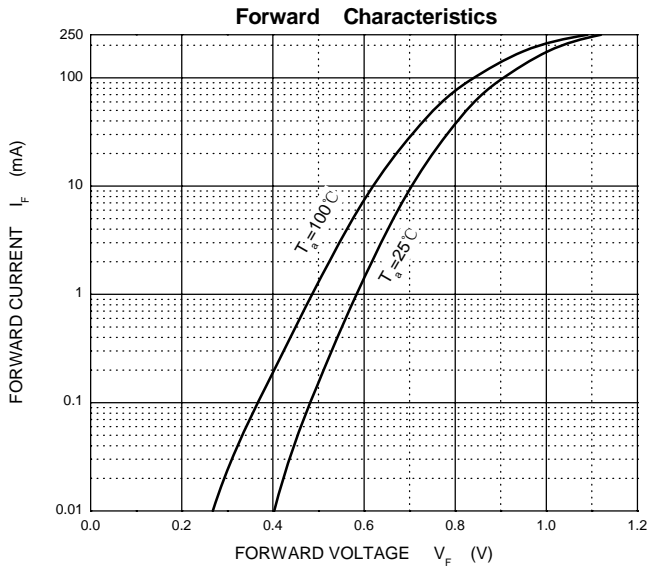
Parameter	Symbol	Rating	Unit
Non-Repetitive Peak Reverse Voltage	V _{RM}	100	V
Peak Repetitive Reverse Voltage	V _{RRM}	75	V
Working Peak Reverse Voltage	V _{RWM}	75	V
RMS Reverse Voltage	V _{R(RMS)}	53	V
Average Rectified Output Current	I _O	250	mA
Non-Repetitive Peak Forward Surge Current @t=8.3ms	I _{FSM}	2	A
Power Dissipation	P _D	150	mW
Thermal Resistance from Junction to Ambient	R _{ΘJA}	833	°C/W
Junction Temperature	T _J	-55 to +150	°C
Storage Temperature	T _{STG}	-55 to +150	°C

Electrical Characteristics

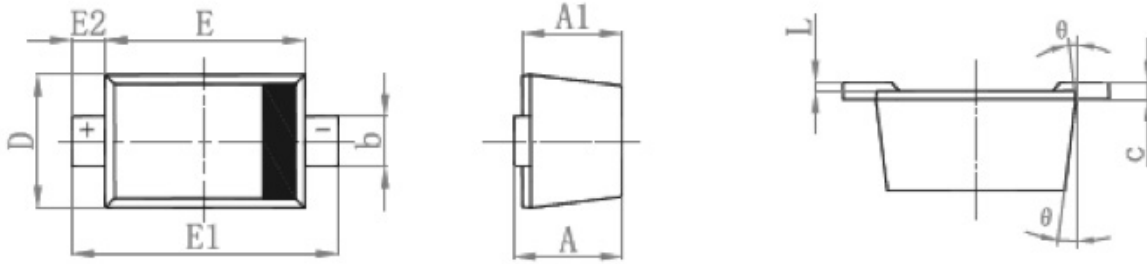
(T_A=25°C unless otherwise noted)

Parameter	Symbol	Test Condition	Min	Typ.	Max	Unit
Reverse Voltage	V _(BR)	I _R =100μA	75	--	--	V
Reverse Current	I _R	V _R =25V	--	--	30	nA
		V _R =75V	--	--	1	μA
Forward Voltage	V _F	I _F =1mA	--	--	0.715	V
		I _F =10mA	--	--	0.855	V
		I _F =50mA	--	--	1	V
		I _F =150mA	--	--	1.25	V
Total Capacity	C _{tot}	V _R =0V, f=1MHz	--	--	1	pF
Reverse Recovery Time	t _{rr}	I _F =I _R =10mA, I _r =0.1*I _R , R _L =100Ω	--	--	4	nS

Typical Characteristic Curves

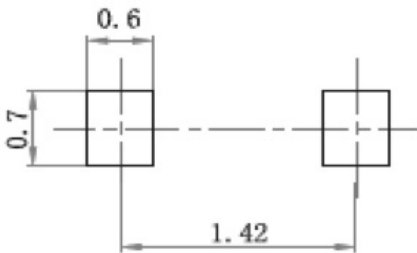


Package Outline Dimensions SOD-523



Symbol	Dimensions In Millimeters		Dimensions In Inches	
	Min	Max	Min	Max
A	0.510	0.770	0.020	0.031
A1	0.500	0.700	0.020	0.028
b	0.250	0.350	0.010	0.014
c	0.080	0.150	0.003	0.006
D	0.750	0.850	0.030	0.033
E	1.100	1.300	0.043	0.051
E1	1.500	1.700	0.059	0.067
E2	0.200 REF		0.008 REF	
L	0.010	0.070	0.001	0.003
θ	7° REF		7° REF	

Recommended Pad Layout



Note:

1. Controlling dimension: in millimeters
2. General tolerance: 0.05mm
3. The pad layout is for reference purpose only