

# "High Frequency Ceramic Solutions"

## 5.5 GHz Band Pass Filter

Detail Specification 04/15/03

P/N 5515BP15C725

Page 1 of 2

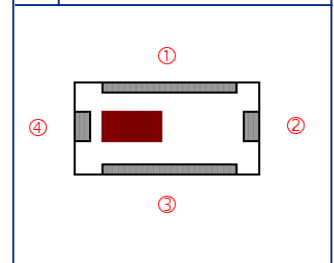
### General Specifications

Part Number	5515BP15C725
Frequency (MHz)	5150 - 5875
Insertion Loss	2.5 dB max.
Return Loss	9.5 dB min.
Attenuation (min.)	30 dB @ 500-4000 MHz
Attenuation (min.)	20 dB @ 4600 MHz
Attenuation (min.)	15 dB @ 10.3-11.8 GHz

Input Power	500 Milliwatts max.
Impedance	50 Ω
Operating Temperature	-40 to +85°C
Reel Quantity	3,000

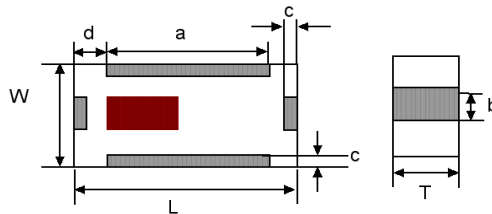
### Terminal Configuration

No.	Function
1	GND
2	OUT
3	GND
4	IN



### Mechanical Dimensions

	In	mm
L	0.079 ± 0.006	2.00 ± 0.15
W	0.049 ± 0.004	1.25 ± 0.10
T	0.037 ± 0.004	0.95 ± 0.10
a	0.051 ± 0.006	1.30 ± 0.15
b	0.012 ± 0.006	0.30 ± 0.15
c	0.010 ± 0.006	0.25 ± 0.15
d	0.014 ± 0.006	0.35 ± 0.15

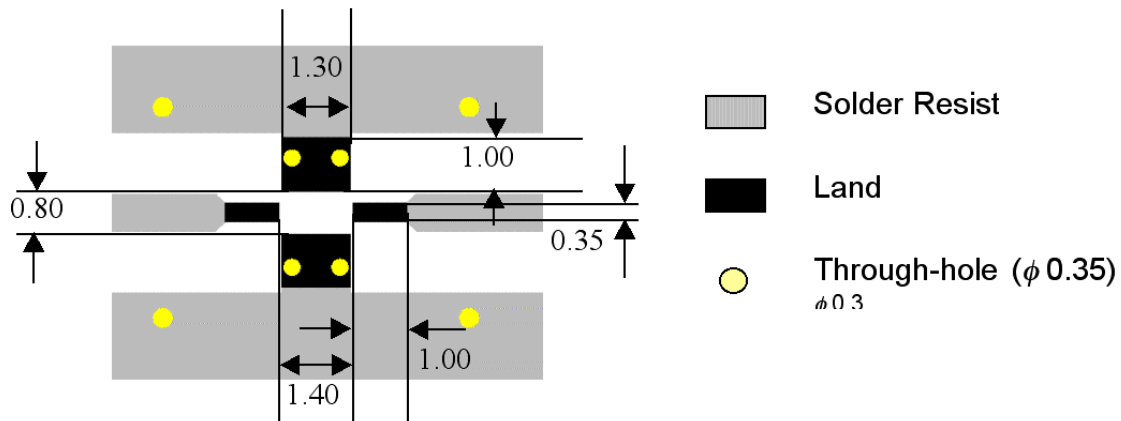


### Mounting Considerations

Mount these devices with brown mark facing up.

Line width should be designed to provide 50Ω impedance matching characteristics.

Units: mm



Johanson Technology, Inc. reserves the right to make design changes without notice.

All sales are subject to Johanson Technology, Inc. terms and conditions.



[www.johansontechnology.com](http://www.johansontechnology.com)

931 Via Alondra • Camarillo, CA 93012 • TEL 805.389.1166 FAX 805.389.1821

©2003 Johanson Technology, Inc. All rights reserved.

# "High Frequency Ceramic Solutions"

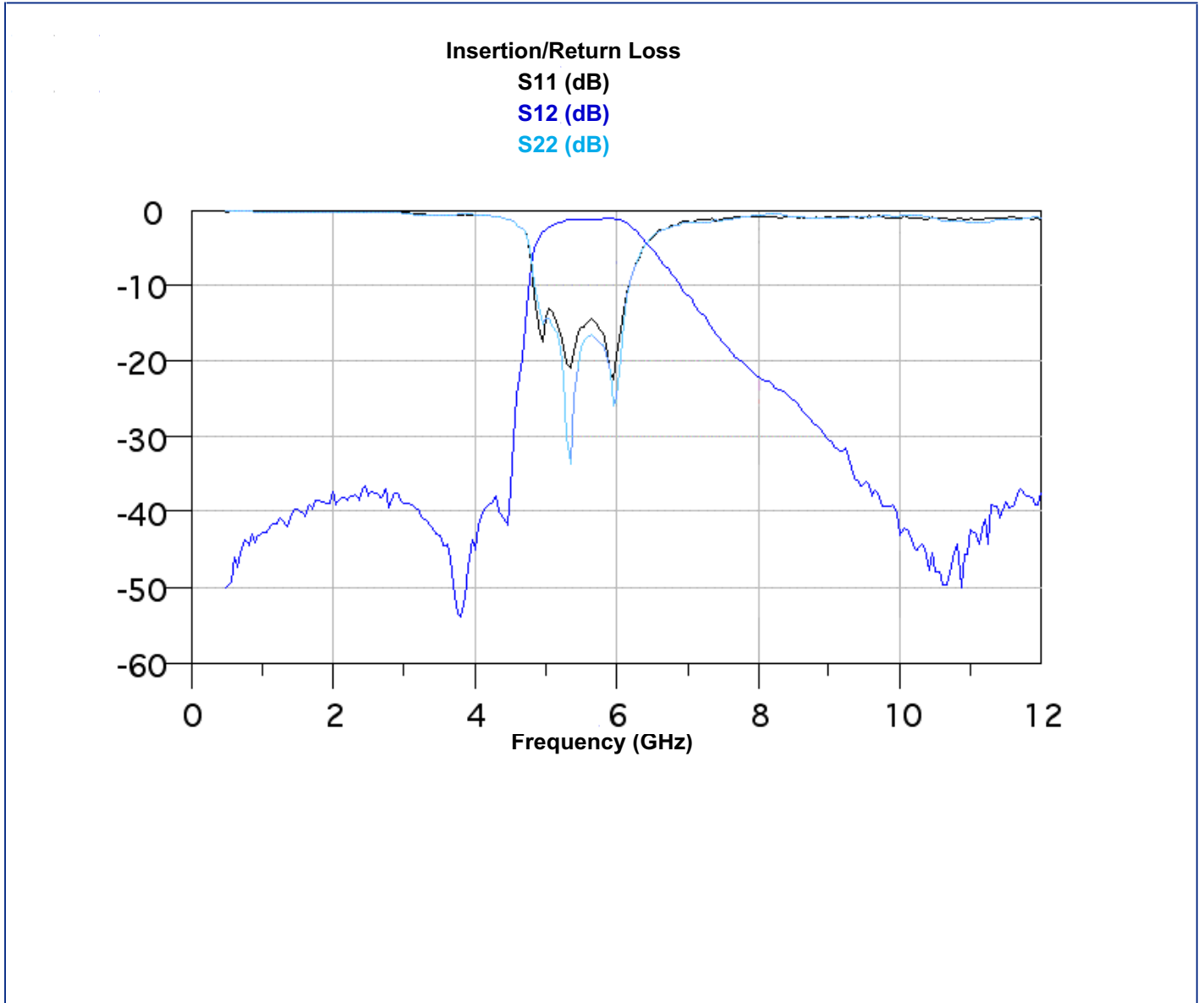
## 5.5 GHz Band Pass Filter

P/N 5515BP15C725

Detail Specification 04/15/03

Page 2 of 2

### Typical Electrical Performance



Johanson Technology, Inc. reserves the right to make design changes without notice.

All sales are subject to Johanson Technology, Inc. terms and conditions.



[www.johansontechnology.com](http://www.johansontechnology.com)

931 Via Alondra • Camarillo, CA 93012 • TEL 805.389.1166 FAX 805.389.1821

©2003 Johanson Technology, Inc. All rights reserved.