

(0.50 mm) .0197"

SS5, ST5 SERIES

MICRO BLADE & BEAM SOCKET & HEADER

SS5 Mates with:
ST5

ST5 Mates with:
SS5

SPECIFICATIONS

For complete specifications and recommended PCB layouts see www.samtec.com?SS5 or www.samtec.com?ST5

Insulator Material:
Black LCP

Contact Material:
Phosphor Bronze

Plating:

Au or Sn over
50 μ" (1.27 μm) Ni

Operating Temp Range:
-55 °C to +125 °C

Current Rating:
1.6 A per pin
(2 pins powered)

RoHS Compliant:
Yes

PROCESSING

Lead-Free Solderable:
Yes

SMT Lead Coplanarity:
(0.10 mm) .004" max

RECOGNITIONS

For complete scope of recognitions see www.samtec.com/quality



FILE NO. E111594

MATED HEIGHT*		
ST5 LEAD STYLE	SS5 LEAD STYLE	
	-3.00	-3.50
-1.00	(4.00) .157	(4.50) .177
-1.50	(4.50) .177	(5.00) .197

*Processing conditions will affect mated height.

ALSO AVAILABLE (MOQ Required)

- Other lead styles

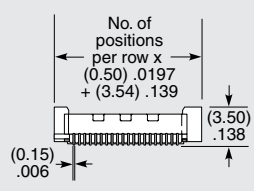
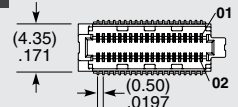
Note:
Some lengths, styles and options are non-standard, non-returnable.

SS5	NO. OF POSITIONS	LEAD STYLE	PLATING OPTION	D	K	TR
	-10, -15, -20, -30, -40, -50, -60, -70, -80 (Per Row)	-3.00 = 3.00 mm -3.50 = 3.50 mm	-L = 10 μ" (0.25 μm) Gold on contact, Matte Tin on tail		(Required in callout) -K = (3.50 mm) .138" DIA Polyimide Film Pick & Place Pad	(Required in callout) -TR = Tape & Reel

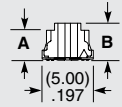
POWER/SIGNAL APPLICATION



Compatible with UMPT/UMPS for flexible two-piece power/signal solutions



LEAD STYLE	A	B
-3.00	(2.85) .112	(3.50) .138
-3.50	(3.35) .132	(4.00) .157

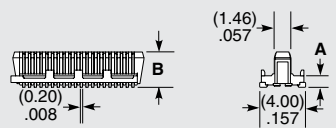
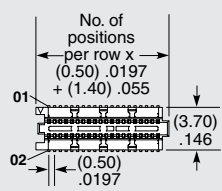


HIGH-SPEED CHANNEL PERFORMANCE

SS5/ST5 @ 4 mm Mated Stack Height
Rating based on Samtec reference channel.
For full SI performance data visit Samtec.com or contact SIG@samtec.com

PAM 4
56
G b p s

ST5	NO. OF POSITIONS	LEAD STYLE	PLATING OPTION	D	P	TR
	-10, -15, -20, -30, -40, -50, -60, -70, -80 (Per Row)	-1.00 = 1.00 mm -1.50 = 1.50 mm	-L = 10 μ" (0.25 μm) Gold on contact, Matte Tin on tail		(Required in callout) -P = Pick & Place Pad	(Required in callout) -TR = Tape & Reel



LEAD STYLE	A	B
-1.00	(1.00) .039	(3.08) .121
-1.50	(1.50) .059	(3.58) .141

Due to technical progress, all designs, specifications and components are subject to change without notice.

WWW.SAMTEC.COM

All parts within this catalog are built to Samtec's specifications. Customer specific requirements must be approved by Samtec and identified in a Samtec customer-specific drawing to apply.